SANDVIK

Straight to the point

Sandvik Alpha® 360



The importance of drilling accuracy

Sandvik Alpha® 360 takes you where you want to go
The asymmetric Sandvik Alpha® thread is the latest development of our unique, best-selling system for tunnelling and mine development. With its stronger design, it lasts twice as long as the industry standard*. In addition to superior durability, the excellent hole accuracy enables outstanding productivity. Accurate drilling is crucial to achieving the desired tunnel direction and profile, while straight and parallel holes help maximize advance per blast.

Sandvik Alpha® 360, designed for Ø 48–51 mm holes in face drilling and bolting, features a strong and robust thread design. The short thread and sturdy guide system provide superior resistance to bending stresses, improve bit guidance and ensure excellent energy transfer. This enables high-precision collaring, even in complex rock formations and on uneven surfaces.



Increase your service life with

100%

Test results and calculations are to be considered as results reached under certain and controlled conditions. These test results and calculations should not be treated as specifications and Sandvik does not guarantee, warrant or represent the outcome of test results or calculations in any or all circumstances.

Assortment

	Flushing hole, mm		Buttons, mm		Angle		Dimensions D		Part No.
	Front no size	Gauge no size	Front no size	Gauge no size	Front	Gauge	mm	in	
Top center bit, type 51									
	3x5	1x5	3x9	8x10	10°	35°	48	1 7/8"	7581-5148A-S81
Speedy bit, type 60									
	3x5	1x5	3x9	6x10	10°	35°	48	1 7/8”	7581-6048A-F70
	3x6	1x6	3x9	6x10	10°	40°	51	2"	7581-6051A-F70
Button bit, type 43									
	3x5	1x5	3x9	6x10	5°	35°	48	1 7/8"	7581-4348A-S70
	3x5	1x5	3x9	6x10	5°	35°	48	1 7/8"	7581-4348A-S81
	3x5	1x5	3x8	6x10	5°	40°	49	1 15/16"	7581-4349A-R70
	3x6	1x6	3x9	6x11	10°	35°	51	2"	7581-4351A-S70
Button bit, retrac									
	3x6	1x6	3x9	6x10	0°	35°	51	2"	7581-4651A-R70
	4x7	1x7	5x9	8x10	0°	35°	64	2 1/2"	7581-4864A-R70
Reaming bit									
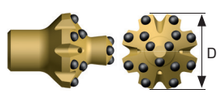	3×6	1×6	3×13	12×13	0°	35°	102	4"	7581-5602P-S70
	3×6	1×6	3×13	12×13	0°	35°	102	4"	7581-5602P-S81
	3×6	1×6	3×13	12×13	0°	35°	107	5"	7581-5627P-S70

	Thread	Dimensions						
		L mm	ft	in	D mm	in		Part No.
Pilot adapter, 12° taper								
	**α360**	278–	–	11”	40	1 37/64"		7821-8140

	Buttons, mm		Angle	Dimensions D		Part No.
	Front no size	Gauge no size		mm	in	
Reaming bit, 12° taper						
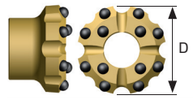	4×10	8×12	35°	89	3 1/2"	7721-4889-S48
	4×13	8×13	35°	102	4"	7721-4802-S48
	8×13	8×13	35°	127	5"	7721-4827-S48

	Dimensions						Part No.
	L	mm	ft	in	D mm	in	
Drifter rod, T38 – Hex 35 – α360							
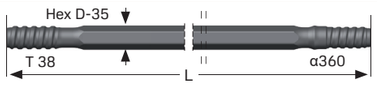		3,700	12’	1 1/2”	35	1 3/8”	7324-8237-20
		4,305	14’	1 1/2”	35	1 3/8”	7324-8243-20
		4,915	16’	1 1/2”	35	1 3/8”	7324-8249-20
Flushing hole Ø 11.0 mm.		5,525	18’	1 1/2”	35	1 3/8”	7324-8255-20
Drifter rod, T38 – Round 39 – α360							
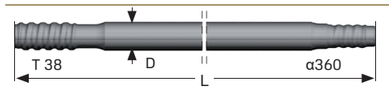		4,915	16	1 1/2”	39	1 1/2”	7324-8149-20
		5,525	18	1 1/2”	39	1 1/2”	7324-8155-20
Flushing hole Ø 14.5 mm.		6,135	20	1 1/2”	39	1 1/2”	7324-8161-20


SANDVIK
PowerCarbide®

©Sandvik Group 2026.
All trademarks and logos appearing in this material are owned
by the Sandvik Group of companies, unless otherwise specifically indicated.